



### District Report Card: 2017


<b>State:</b> Odisha	<b>District:</b> Mayurbhanj
<b>Class:</b> 5	<b>Subject:</b> Language
<b>Schools:</b> 61	<b>Students:</b> 1053


### Participation/Coverage


#### Students

<div>GENDER</div> <div></div>	Boys		Girls	
	Number	%	Number	%
	551	52.33	502	47.67

<div>AREA</div> <div></div>	Rural		Urban	
	Number	%	Number	%
	1023	97.15	30	2.85

<div>CATEGORY</div> <div></div>	SC		ST		OBC		GEN	
	Number	%	Number	%	Number	%	Number	%
	45	4.27	813	77.21	179	17.00	16	1.52

<div>CWSN</div> <div></div>	LD	VI	HI	S&LD	ID	Oth
	0	2	0	3	4	7

<div>Management</div> <div></div>	Government		Government-aided	
	Number	%	Number	%
	1053	100.00	0	0.00

### Average Performance of Students in Language (%)

Overall	Gender		Area		Management		Social Group			
	Male	Female	Rural	Urban	Govt.	Aided	SC	ST	OBC	GEN
41.84	40.91	42.86	41.76	44.44	41.84	0.00	41.93	40.63	45.92	57.08

## Performance on Learning Outcomes (LOs)

Learning Outcomes	Description	Average Performance(%)
L504	Reads and comprehends independently storybooks, news items/ headlines, advertisements etc.	40.97
L508	Reads text with comprehension, locates details and sequence of events	42.27

Range of Performance of Students who Answered Correctly							
Below 30%		30% - 50%		50% - 75%		Above 75%	
Number	%	Number	%	Number	%	Number	%
325	30.86	345	32.76	326	30.96	57	5.41

## Lowest Performing Learning Outcomes (LOs)

- 1 - Reads and comprehends independently storybooks, news items/ headlines, advertisements etc. (40.97)
- 2 - Reads text with comprehension, locates details and sequence of events (42.27)